



Week Commencing Monday 8th June Year 3 and 4

<p>Music (Sorry if last week's link didn't work!) Take a look at these music activities for years 3 and 4. https://www.durhammusic.org.uk/Pages/Categor.../year-3-resources https://www.durhammusic.org.uk/Pages/Categor.../year-4-resources</p> <p>Something different</p>  <p>Can you make your own musical instrument?</p>	<p>French Can you practise saying some colours in French? Describe some things in your house using colours. Can you ask, "What colour is it?" https://view.officeapps.live.com/op/view.aspx?src=https%3A%2F%2Fpln.myvle.co.uk%2Ffiles%2Fc3490%2Fsc3490%2F76%2F%5B27617%5DFre_Y3_Aut_1_Colours_Work_Organisers_Template.pptx?dt=1591261726 https://pln.myvle.co.uk/get.php?4L24262629232723_4645424252a21_4562727565623542F32923285257572U7545C750</p>
<p>PE Try a range of activities from these different sites</p> <p>GoNoodle- YouTube Channel BBC Supermovers Daily PE with Joe Wicks- YouTube Born to Move- YouTube Zumba Kids- YouTube Just Dance- YouTube Cosmic Kids- YouTube Get Set 4 PE- twitter https://durhamcls-ssp.co.uk/</p> 	<p>PSHE</p> <p>Check the school Facebook page for mindfulness challenges for this week.</p> <p>Check the school Facebook page for this week's Rights Respecting School PowerPoint to discuss at home.</p> <p>https://www.jigsawpshe.com/jigsaw-big-sing/#1585655541039-jigsaw-big-sing-intro</p>
<p>DT Can you make your own juggling balls? If you learn how to juggle, you can teach me!</p>	

<p>You will need:</p> <ul style="list-style-type: none"> • 3 old/odd children's socks • 6 elastic bands or bobbles • A choice of filling such as rice, sand, lentils, marbles, dried beans and dried peas. 	<p>1. Start with the first sock, two bands and the filling.</p> 	<p>2. Next, use your filling to fill your sock to about one third full and fasten a band around the top. A paper funnel might be useful if you are using sand or rice.</p> 	<p>3. Fold the top of the sock back over your filling.</p> 
<p>4. Fasten a band securely around the top.</p> 	<p>5. Finally, fold the top of the sock one last time over the ball of filling which has been created.</p> 	<p>6. There! You have a quick and easy juggling ball.</p> 	<p>7. Repeat for the other two socks until you end up with a set of three juggling balls. Now the fun really begins! Start with two balls and practise juggling them, move on to using all three balls. GOOD LUCK and remember... Practice makes progress!</p>

Science

This half term we would have moved onto looking at **light**.

Before you do any work or research, can you think about these questions?

What Is Light?

- Can you name some things that give out light?
- How does light help us to see?
- What is dark?
- How do mirrors work?
- What is reflection?
- How are shadows made?

















This unit of work is all about light.

You will find the answers to all these questions, and more!



What is a light source?

Can you identify the light sources in these objects?

candle 	flowers 	boots 	fire 	television 	Sun 	toothpaste 	ice cream 
football 	lantern 	lightning 	scooter 	dog 	lighthouse 	pencil 	cheese 

Remember

-You have a research project to continue working on.

-You have key words to practise reading and spelling – you can make your own doodle spellings

-You have a list of online learning sites you can use

-Children were given their own login to use Education City

- You have Times Tables Rock Stars logins and there are certificates up for grabs!

<https://whitrosemaths.com/homelearning/>

Please send us anything you have been doing at home- it is lovely to see what you've been getting up to!